



Ejercicios



Razonamiento Abstracto

Preguntas modelo
examen de acceso a la educación superior

Modelo I



ACCESO a la Educación Superior
SENESCYT

QUIERO SER MAESTRO
Ministerio de Educación

ACCESO A LA EDUCACIÓN SUPERIOR TAE100_001

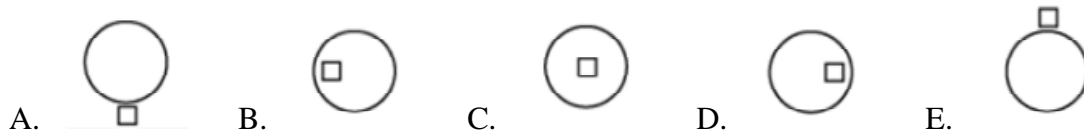
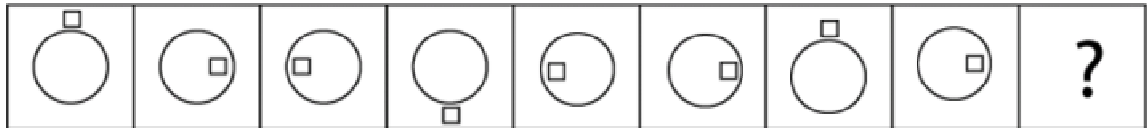
Opción Múltiple

Elige la opción que complete mejor el enunciado o que responda mejor a la pregunta.

www.riolearning.com

1.

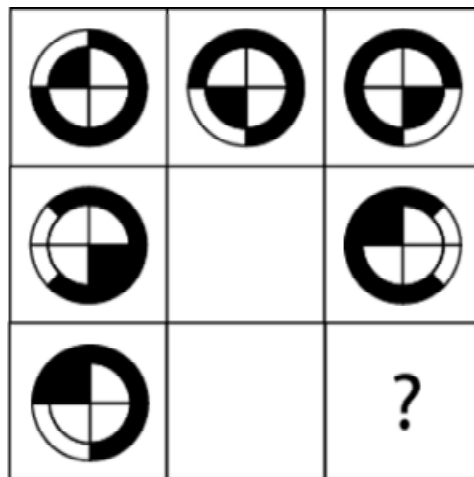
¿Cuál es la figura que falta?



www.riolearning.com

2.

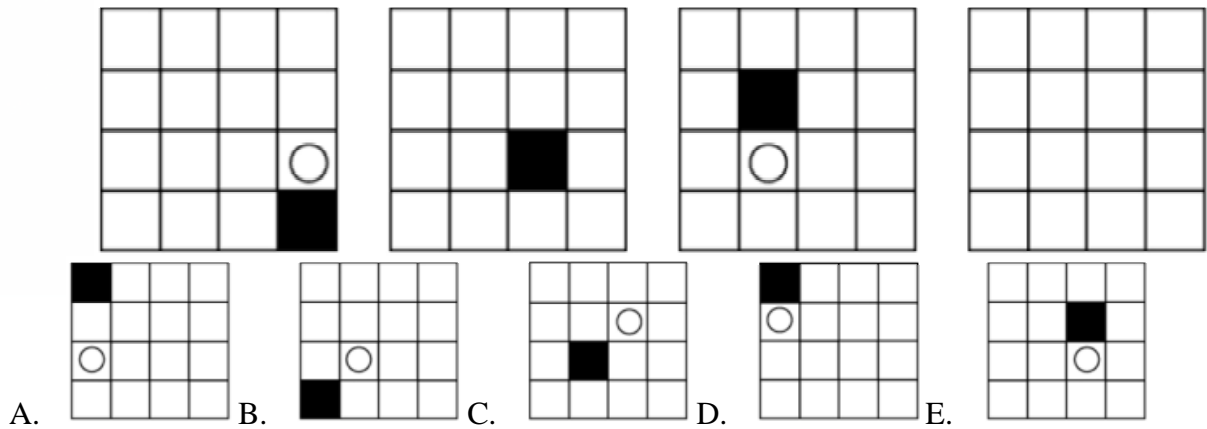
¿Cuál es la figura que falta?



www.riolearning.com

3.

¿Cuál es la figura que falta?



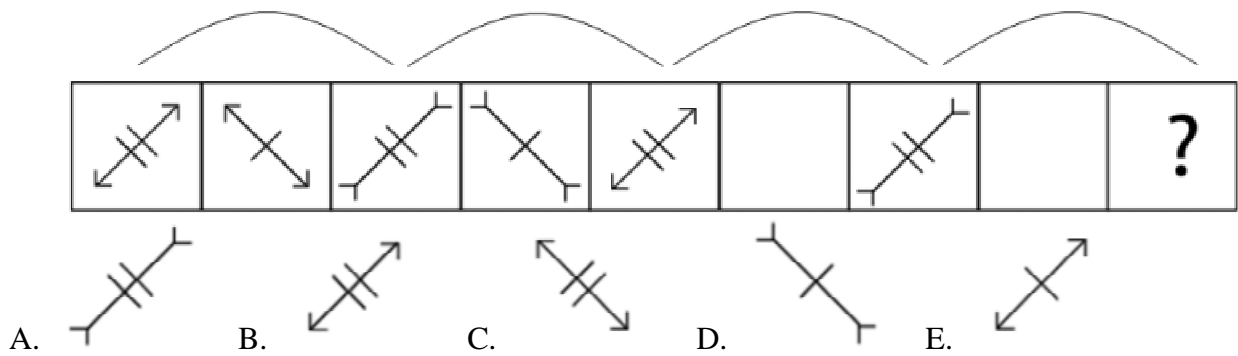
The puzzle consists of a 4x4 grid with the following features: a black square at (row, column) (3, 4), a white circle at (2, 4), and a black square at (4, 4). Below the grid are five options labeled A through E, each in a 4x4 grid:

- A: Black square at (1, 1), white circle at (2, 1).
- B: Black square at (4, 1), white circle at (2, 2).
- C: Black square at (3, 3), white circle at (2, 4).
- D: Black square at (1, 1), white circle at (2, 1).
- E: Black square at (3, 3), white circle at (3, 4).

www.riolearning.com

4.

¿Cuál es la figura que falta?



The sequence consists of a row of 10 boxes. The first five boxes contain figures with two parallel tick marks and a T-shaped tail. The orientation of the figure in each box is as follows:

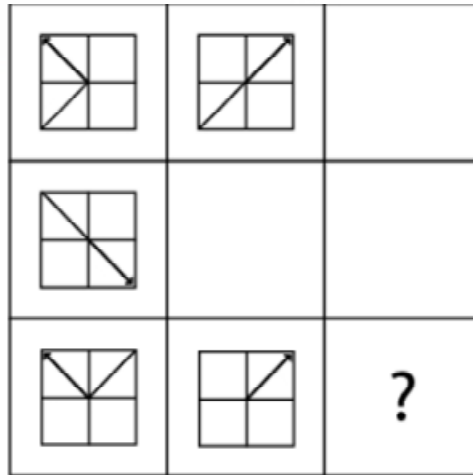
- Top-left to bottom-right, tail at bottom-left.
- Top-right to bottom-left, tail at bottom-right.
- Top-right to bottom-left, tail at top-right.
- Top-left to bottom-right, tail at top-left.
- Top-left to bottom-right, tail at bottom-left.

The sixth box is empty, the seventh contains the third figure, the eighth is empty, and the ninth contains a question mark. Below the row are five options labeled A through E, each showing a figure with two parallel tick marks and a T-shaped tail:

- A: Top-right to bottom-left, tail at top-right.
- B: Top-left to bottom-right, tail at bottom-left.
- C: Top-right to bottom-left, tail at bottom-right.
- D: Top-left to bottom-right, tail at top-left.
- E: Top-left to bottom-right, tail at bottom-left.

5.

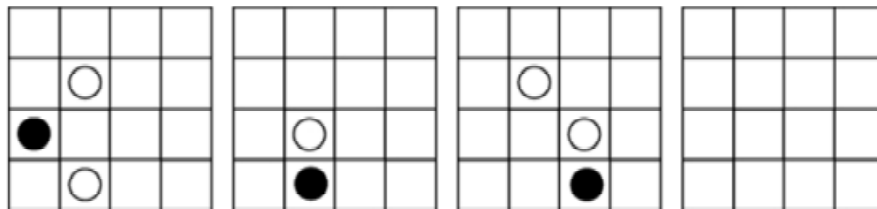
¿Cuál es la figura que falta?



- A. B. C. D. E.

6.

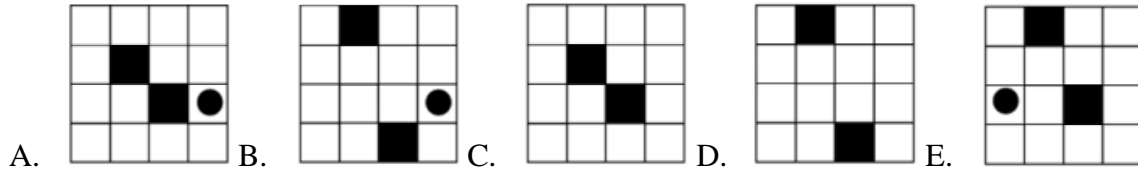
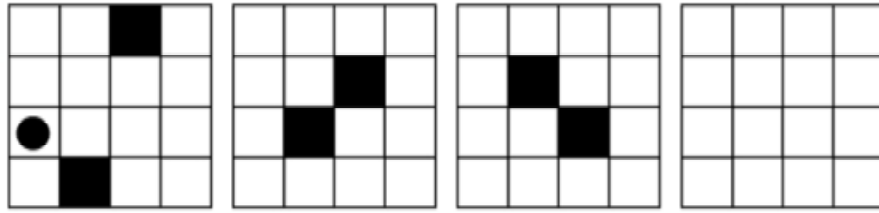
¿Cuál es la figura que falta?



- A. B. C. D. E.


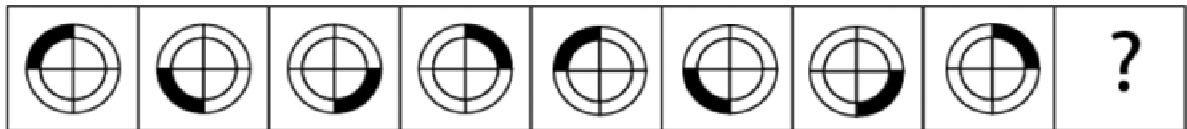
7.

¿Cuál es la figura que falta?



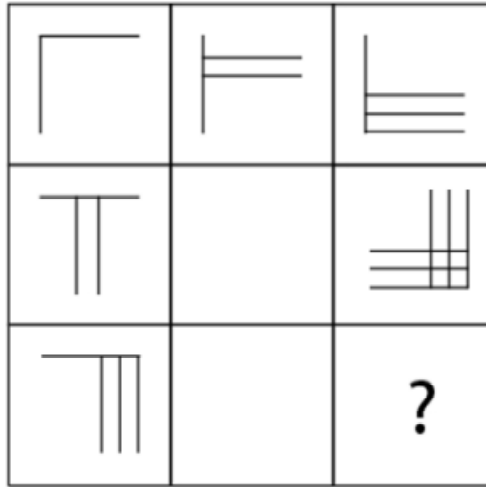
8.






¿Cuál es la figura que falta?



9.

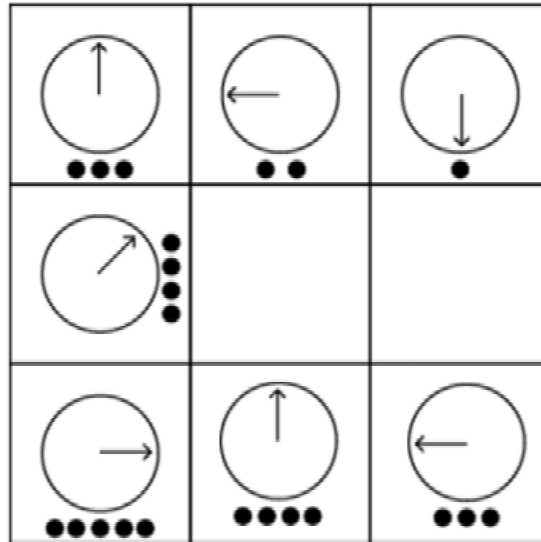
¿Cuál es la figura que falta?

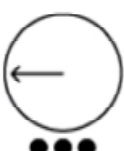
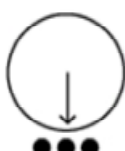
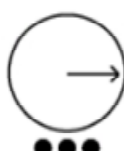
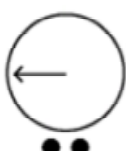
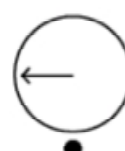


- A.  B.  C.  D.  E. 

10.

¿Cuál es la figura que falta?

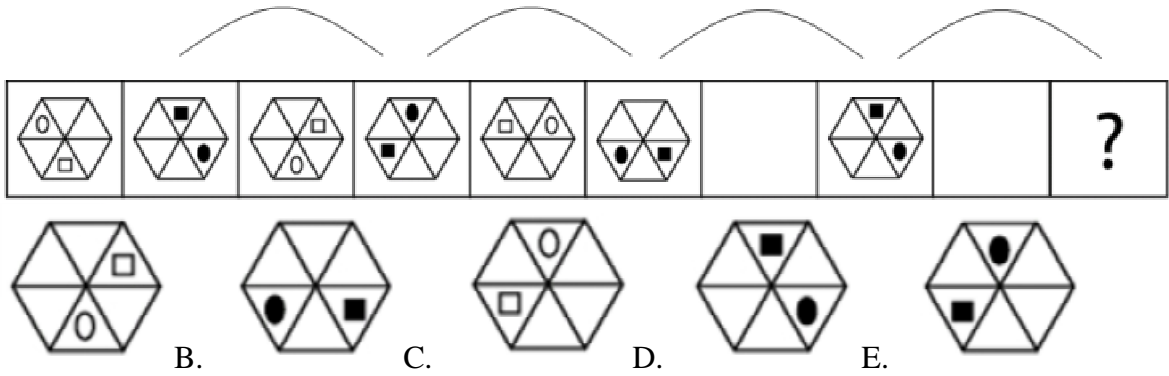







- A.  B.  C.  D.  E. 

www.riolearning.com

11.

¿Cuál es la figura que falta?







A.  B.  C.  D.  E. 

www.riolearning.com

12.

¿Cuál es la figura que falta?

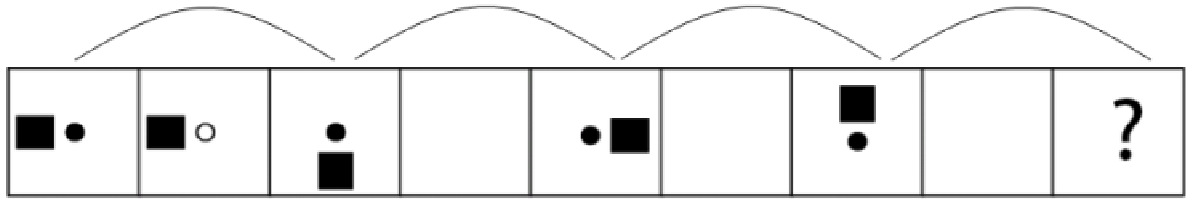
| | | |
|---|--|---|
|  |  |  |
|  | | |
| | | ? |

- A.  B.  C.  D.  E. 

www.riolearning.com

13.

¿Cuál es la figura que falta?



A.



B.



C.



D.

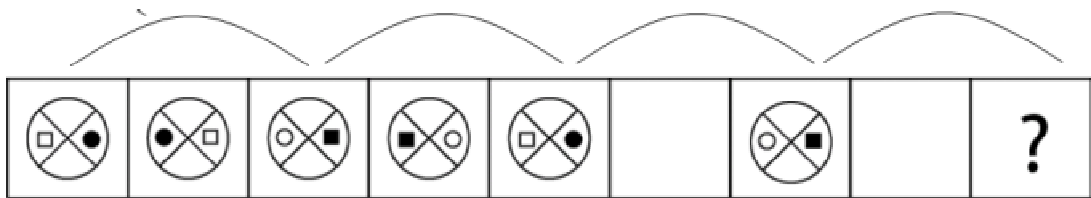


E.

www.riolearning.com

14.

¿Cuál es la figura que falta?



A.



B.



C.



D.

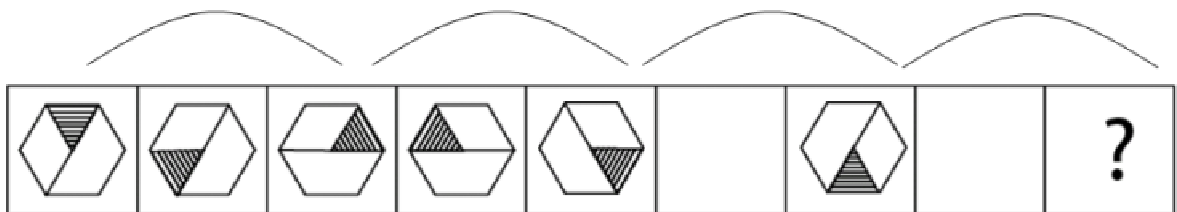


E.

www.riolearning.com

15.

¿Cuál es la figura que falta?



A.



B.



C.



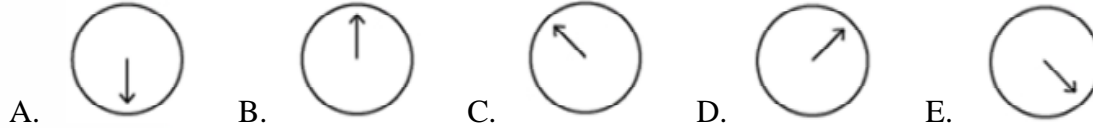
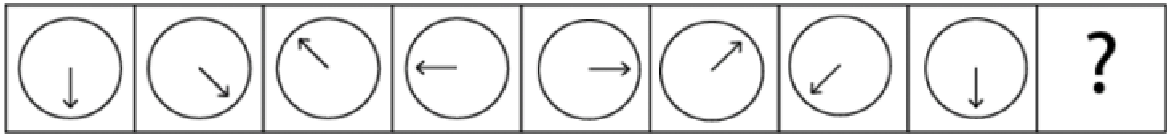
D.



E.

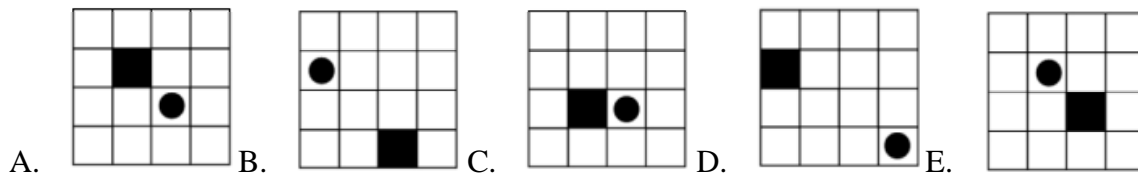
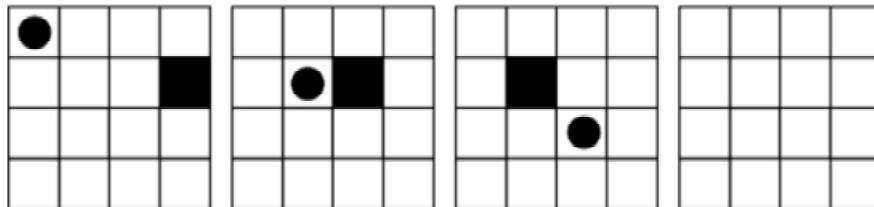
16.

¿Cuál es la figura que falta?



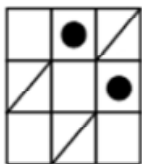
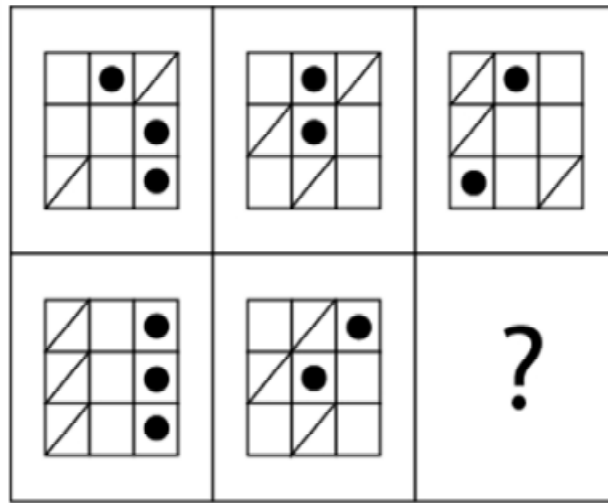
17.

¿Cuál es la figura que falta?

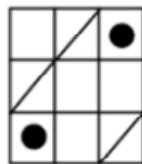


18.

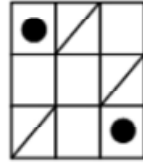
¿Cuál es la figura que falta?



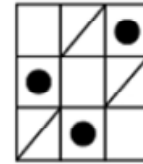
A.



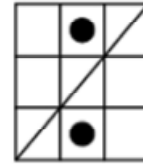
B.



C.



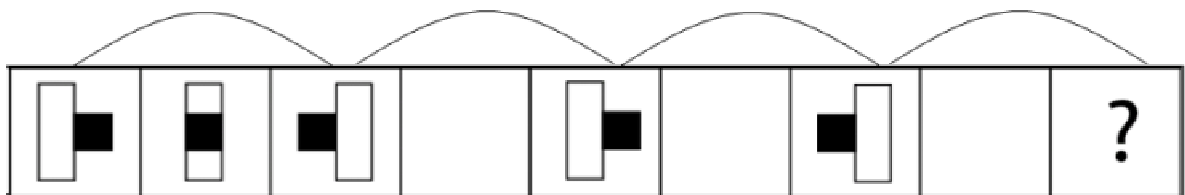
D.



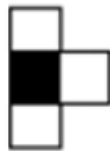
E.

19.

¿Cuál es la figura que falta?



A.



B.



C.



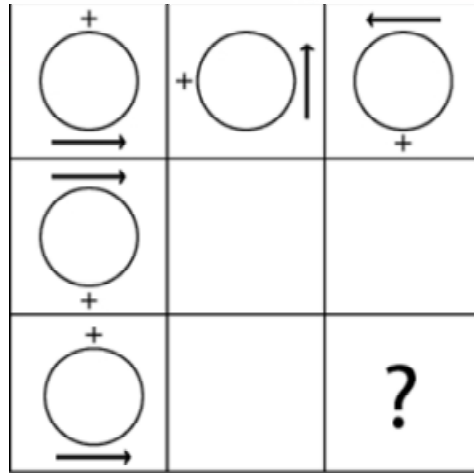
D.

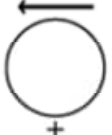

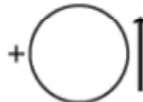




E.

20.

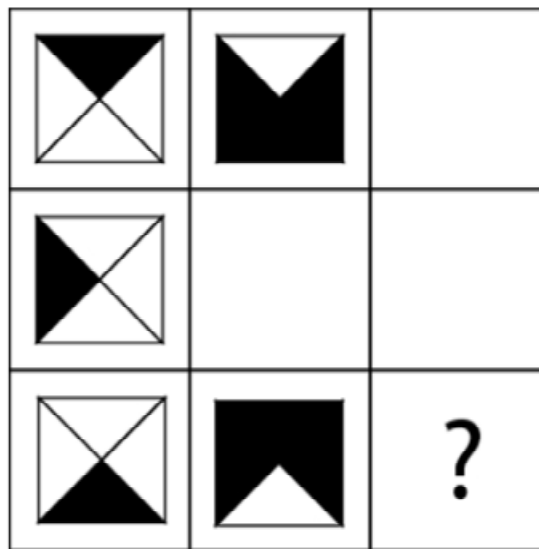
¿Cuál es la figura que falta?








- A.  B.  C.  D.  E. 

21.

¿Cuál es la figura que falta?

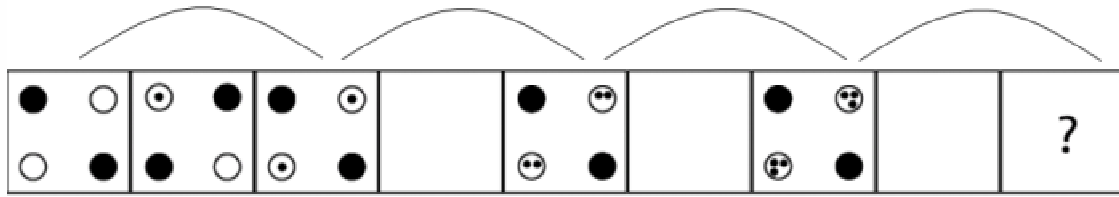


- A.  B.  C.  D.  E. 

www.riolearning.com

22.

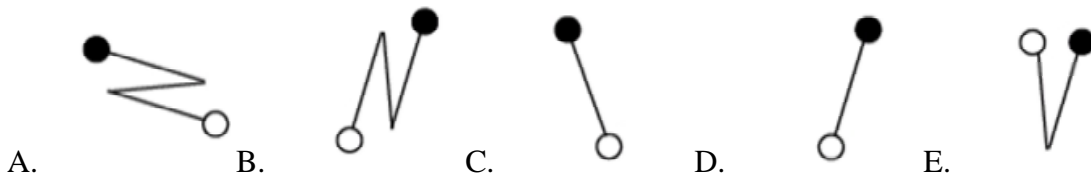
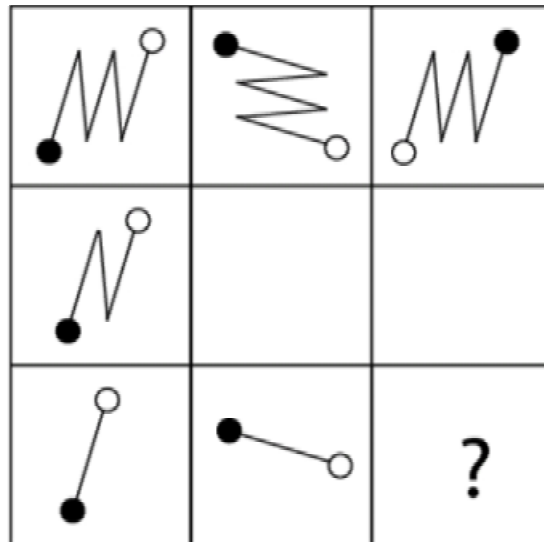
¿Cuál es la figura que falta?



www.riolearning.com

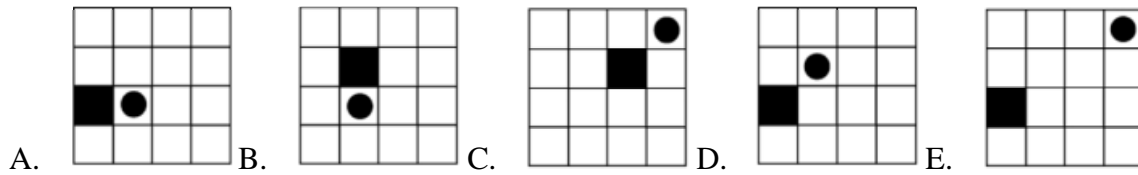
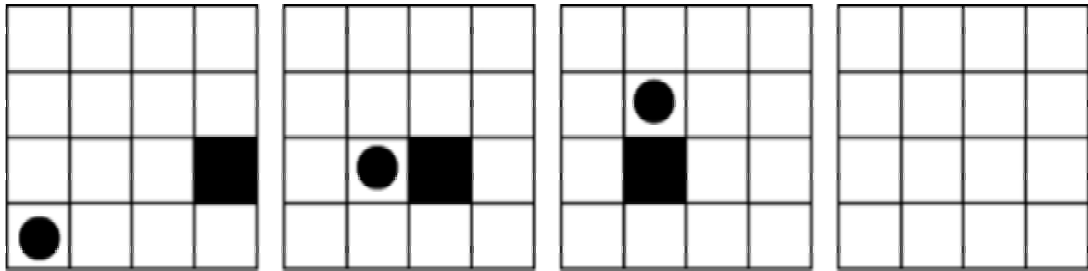
23.

¿Cuál es la figura que falta?



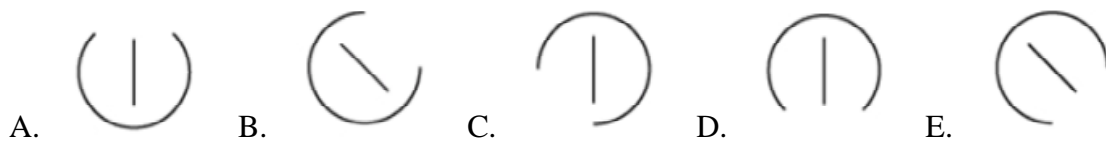
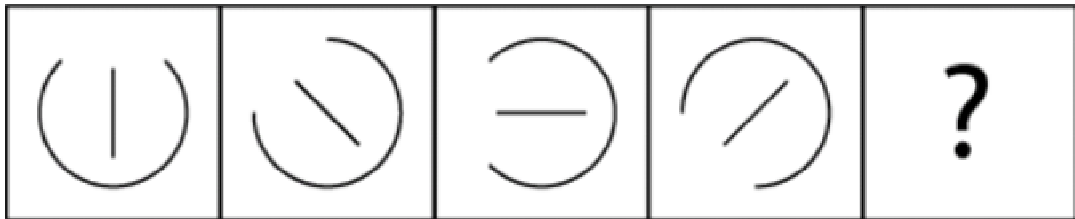
24.

¿Cuál es la figura que falta?



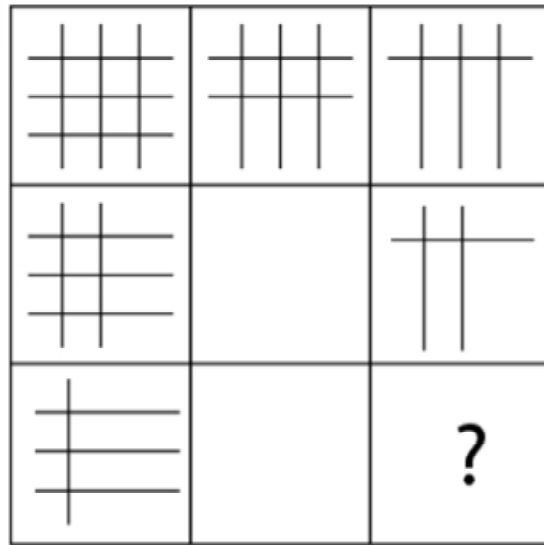
25.




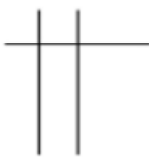

¿Cuál es la figura que falta?



26.

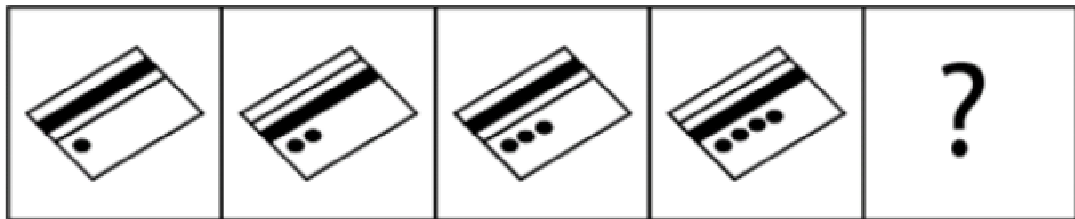
¿Cuál es la figura que falta?



- A.  B.  C.  D.  E. 

27.

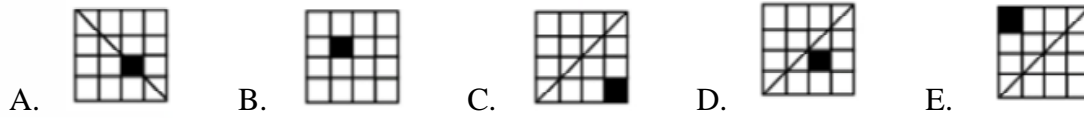
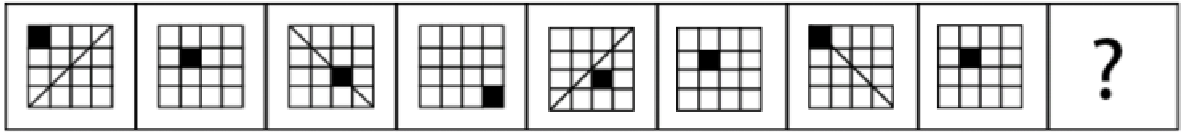
¿Cuál es la figura que falta?



- A.  B.  C.  D.  E. 

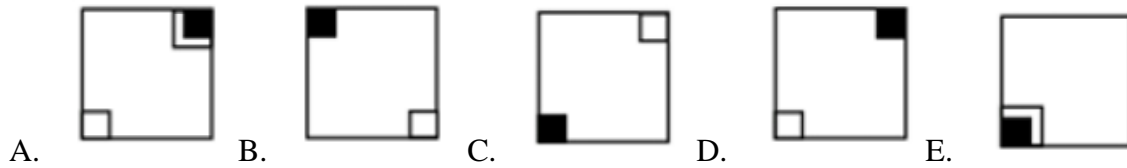
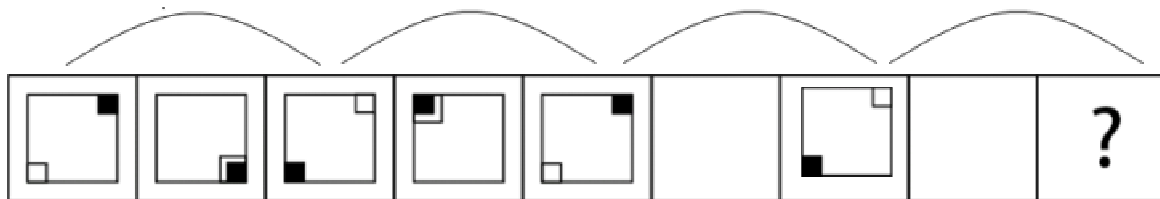
28.

¿Cuál es la figura que falta?




29.

¿Cuál es la figura que falta?



30.

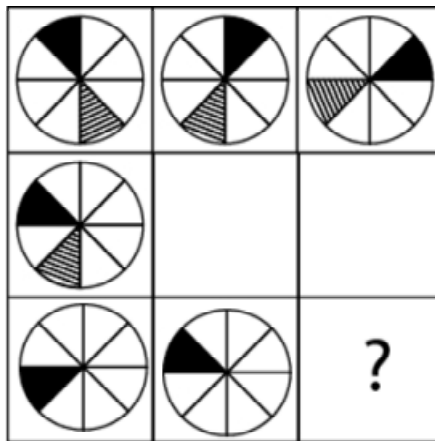
¿Cuál es la figura que falta?








- A.  B.  C.  D.  E. 

31.

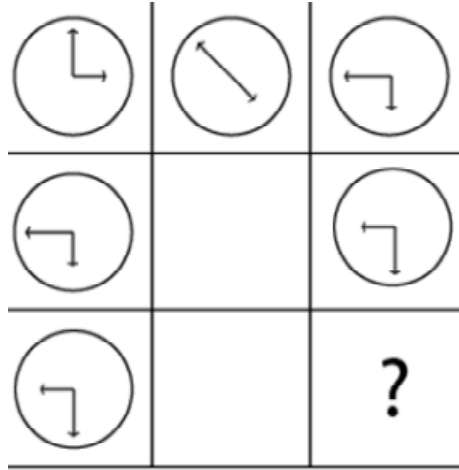
¿Cuál es la figura que falta?


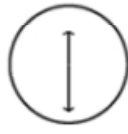
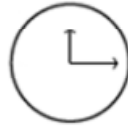




- A.  B.  C.  D.  E. 

32.

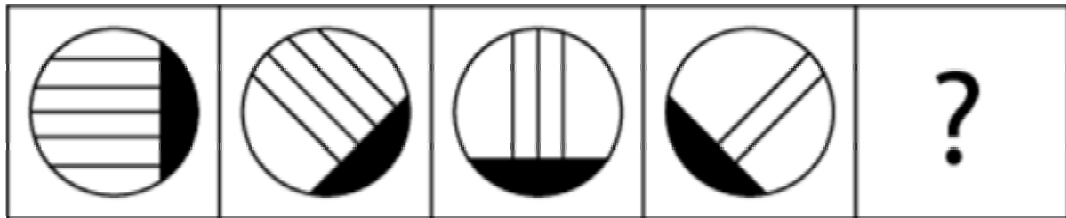
¿Cuál es la figura que falta?








- A.  B.  C.  D.  E. 

33.

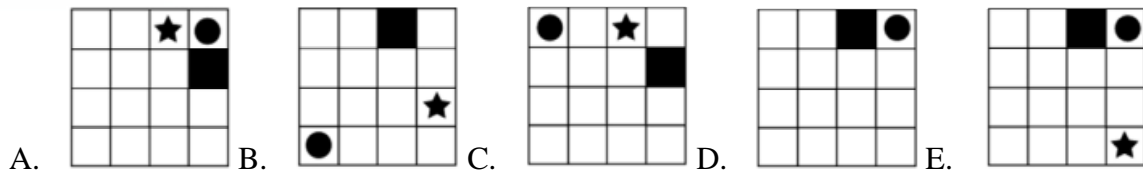
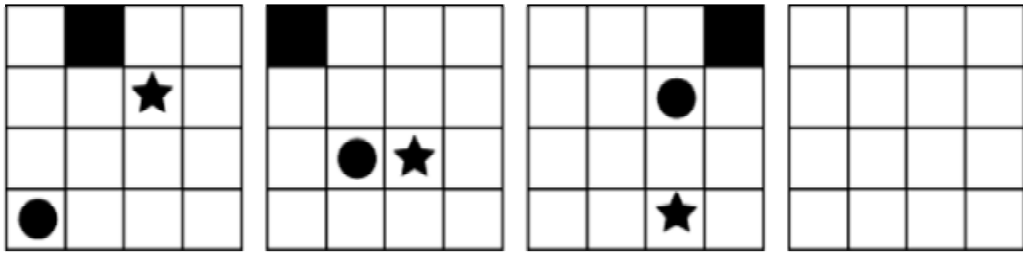
¿Cuál es la figura que falta?



- A.  B.  C.  D.  E. 

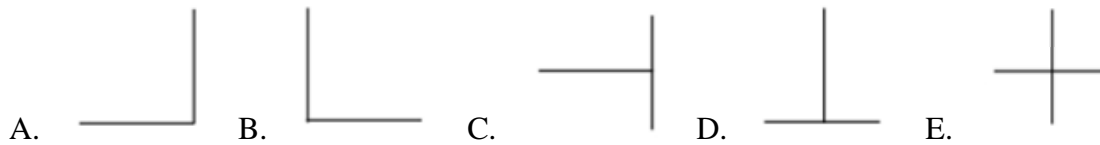
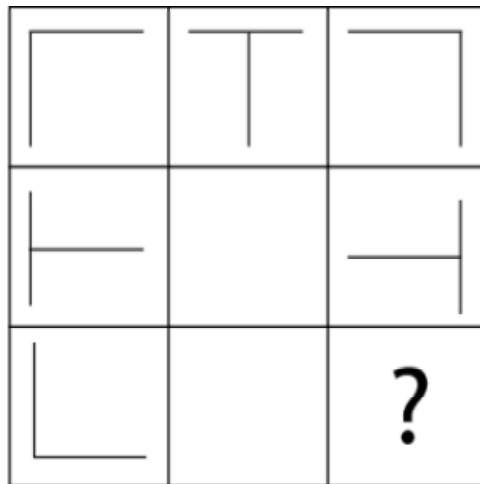
34.

¿Cuál es la figura que falta?



35.


¿Cuál es la figura que falta?



www.riolearning.com

36.

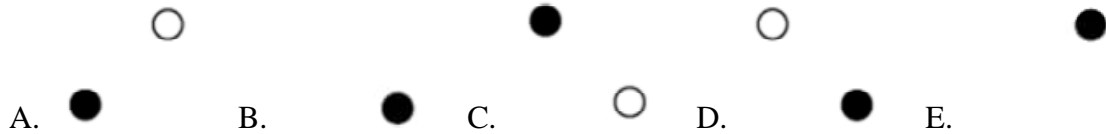
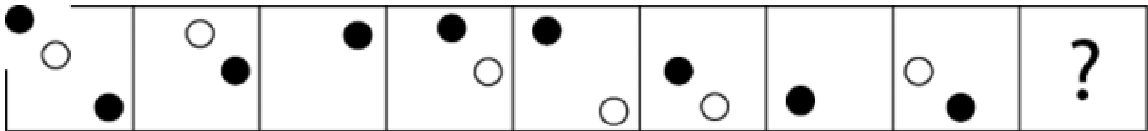
¿Cuál es la figura que falta?



www.riolearning.com

37.

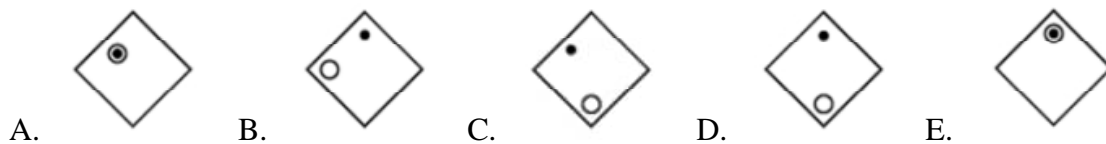
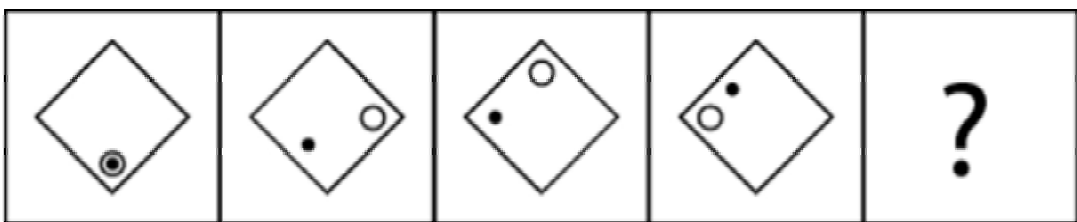
¿Cuál es la figura que falta?



www.riolearning.com


38.





¿Cuál es la figura que falta?



39.


¿Cuál es la figura que falta?








- A.  B.  C.  D.  E. 

40.

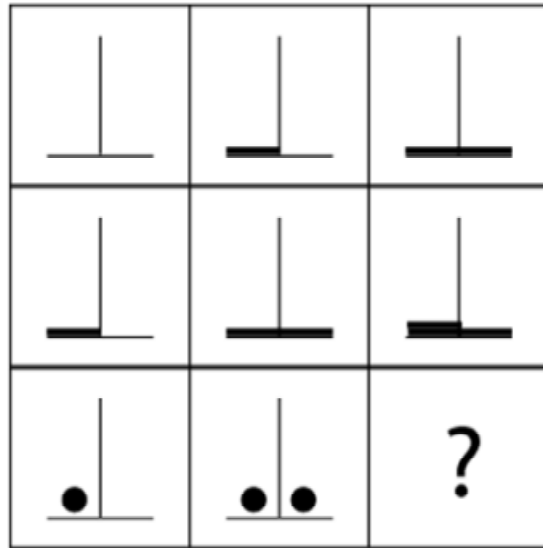
¿Cuál es la figura que falta?

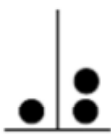
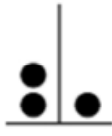
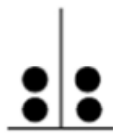




- A.  B.  C.  D.  E. 

41.

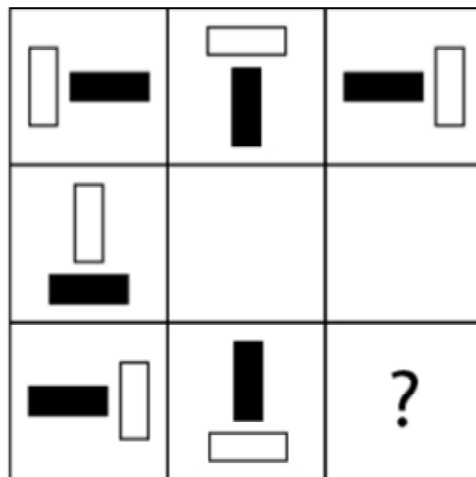
¿Cuál es la figura que falta?








- A.  B.  C.  D.  E. 

42.

¿Cuál es la figura que falta?

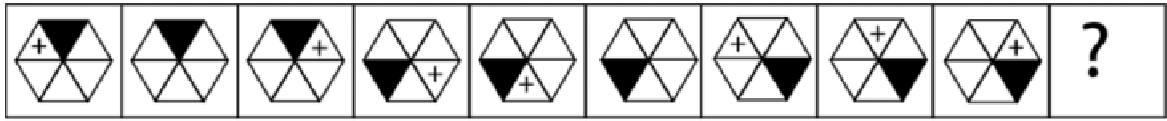


- A.  B.  C.  D.  E. 

www.riolearning.com

43.

¿Cuál es la figura que falta?

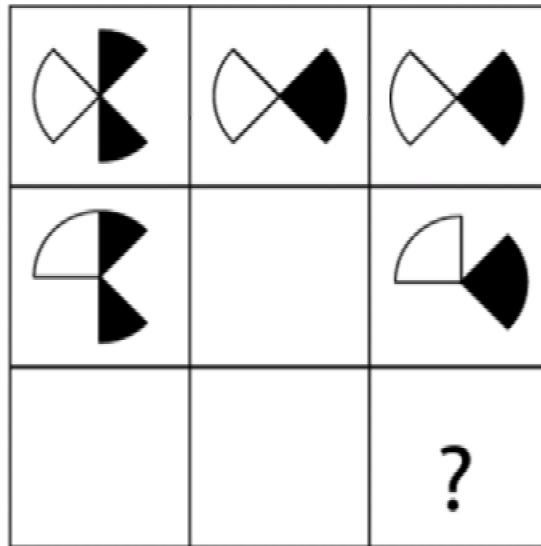







- A.  B.  C.  D.  E. 

www.riolearning.com

44.

¿Cuál es la figura que falta?

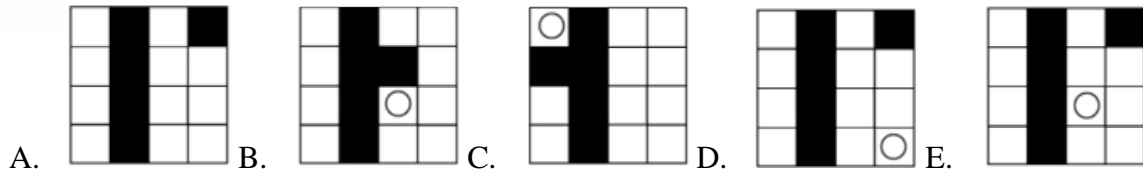
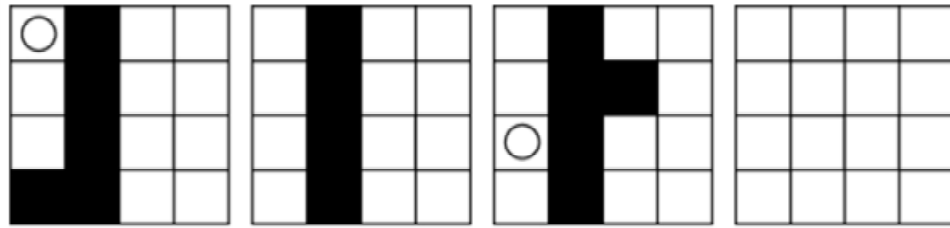


- A.  B.  C.  D.  E. 

www.riolearning.com

45.

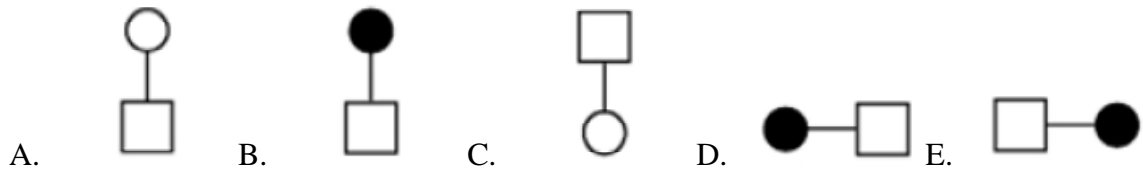
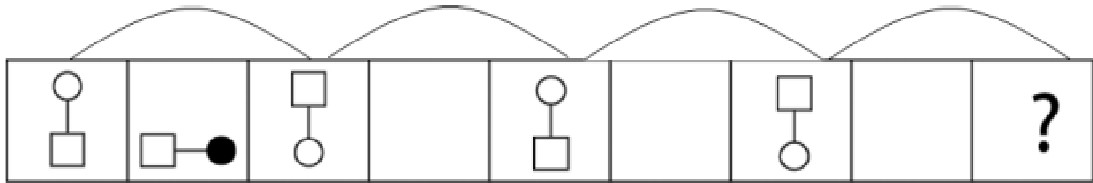
¿Cuál es la figura que falta?



www.riolearning.com

46.

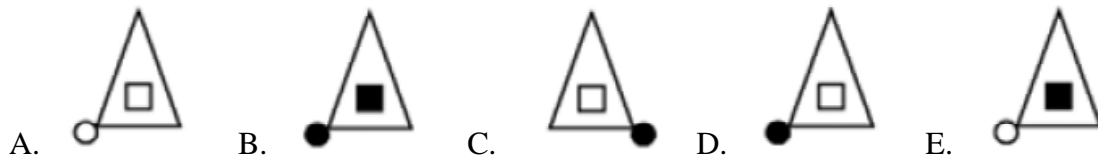
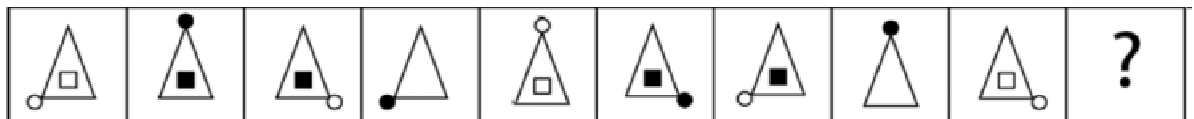
¿Cuál es la figura que falta?



www.riolearning.com

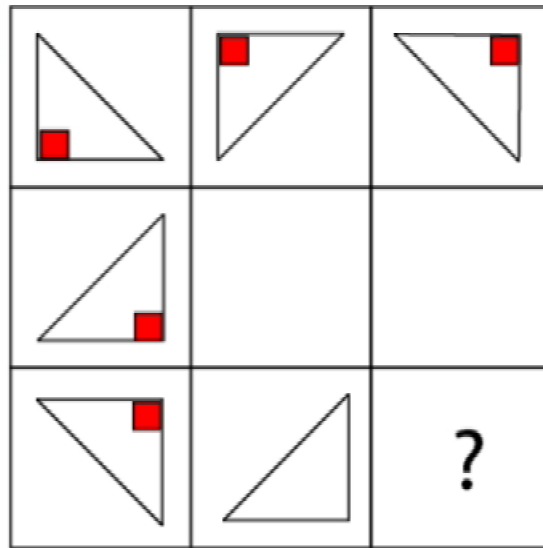
47.


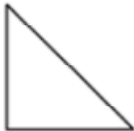
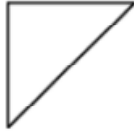

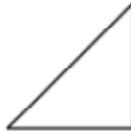
¿Cuál es la figura que falta?



48.

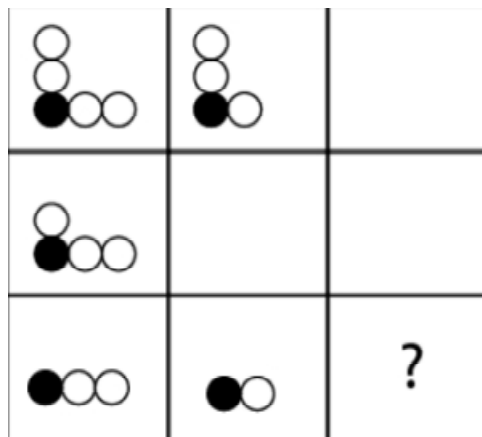
¿Cuál es la figura que falta?








- A.  B.  C.  D.  E. 

49.

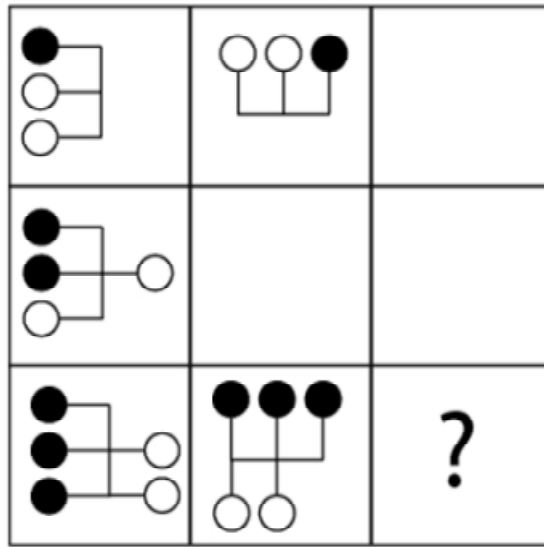
¿Cuál es la figura que falta?

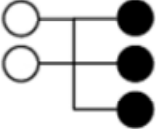
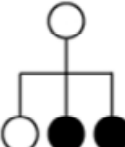
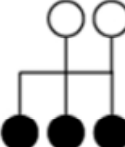
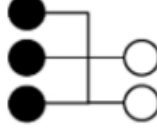
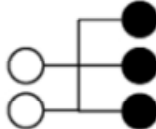


- A.  B.  C.  D.  E. 

50.

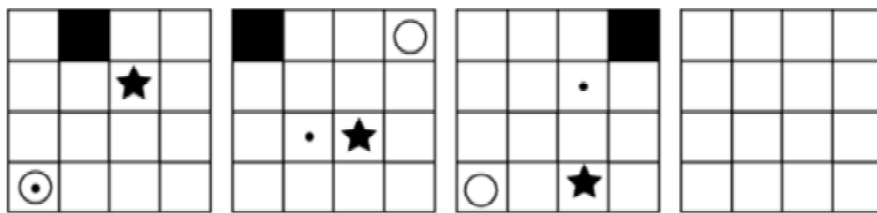
¿Cuál es la figura que falta?

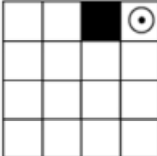


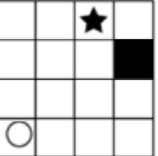
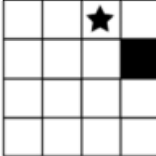


- A.  B.  C.  D.  E. 

51.


¿Cuál es la figura que falta?



- A.  B.  C.  D.  E. 

52.

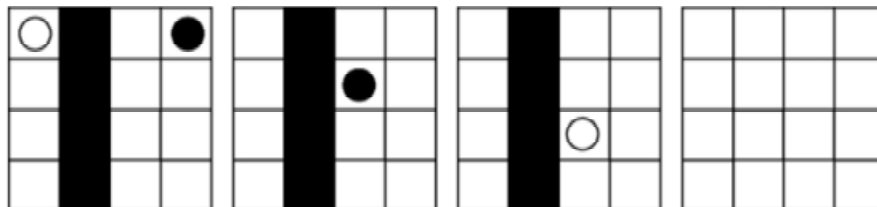
¿Cuál es la figura que falta?



- A. B. C. D. E.

53.

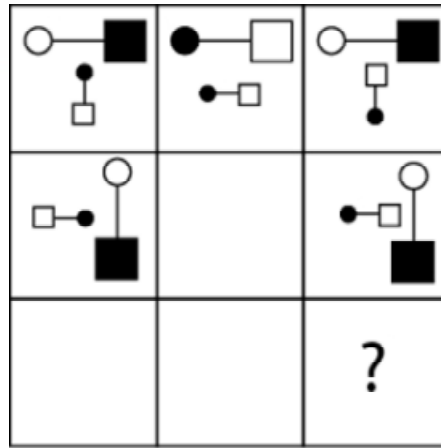
¿Cuál es la figura que falta?



- A. B. C. D. E.

54.


¿Cuál es la figura que falta?



- A.
- B.
- C.
- D.
- E.

55.

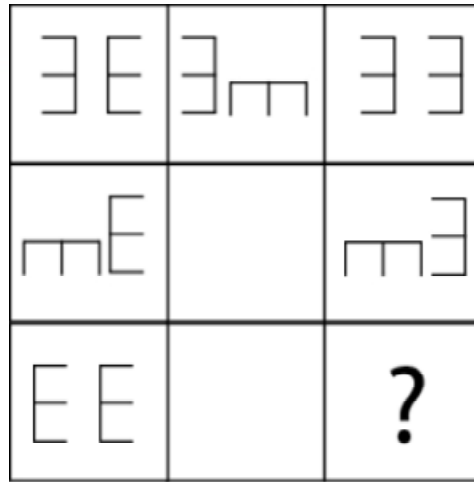
¿Cuál es la figura que falta?



- A.
- B.
- C.
- D.
- E.

56.

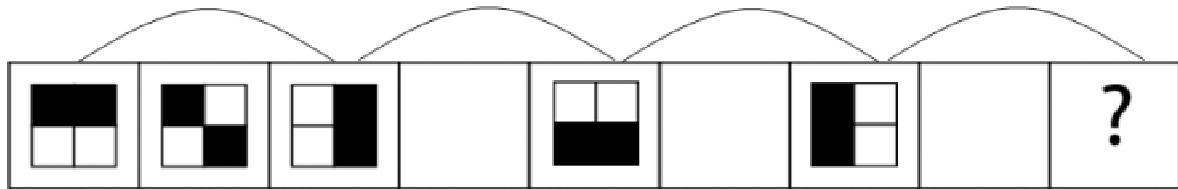
¿Cuál es la figura que falta?








- A.  B.  C.  D.  E. 

57.

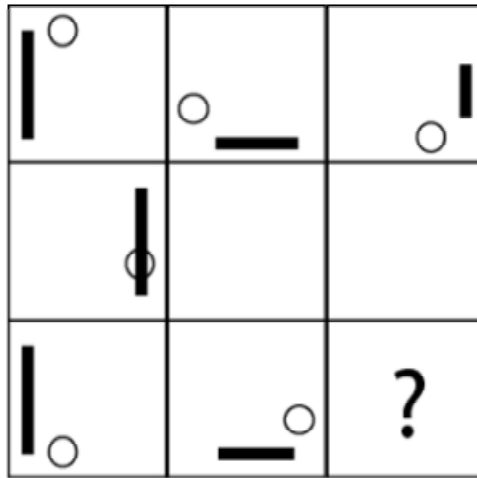
¿Cuál es la figura que falta?



- A.  B.  C.  D.  E. 

58.

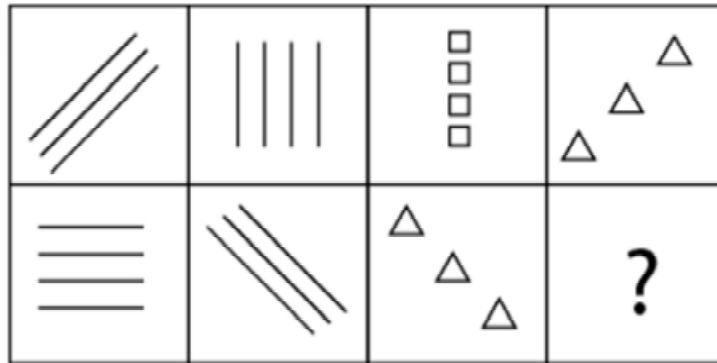
¿Cuál es la figura que falta?



- A.
- B.
- C.
- D.
- E.

59.

¿Cuál es la figura que falta?



A.



C.



E.



B.

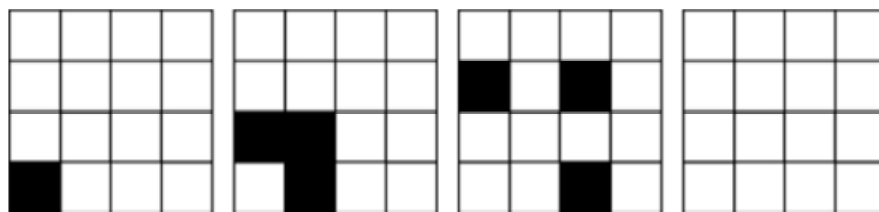


D.




60.


¿Cuál es la figura que falta?




A.



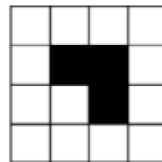
B.




C.



D.

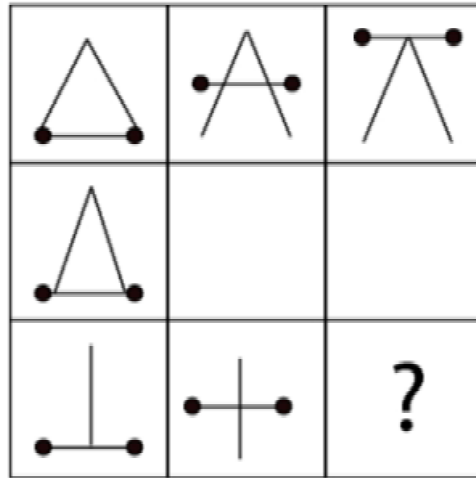


E.



61.


¿Cuál es la figura que falta?



- A.
- B.
- C.
- D.
- E.

62.

¿Cuál es la figura que falta?

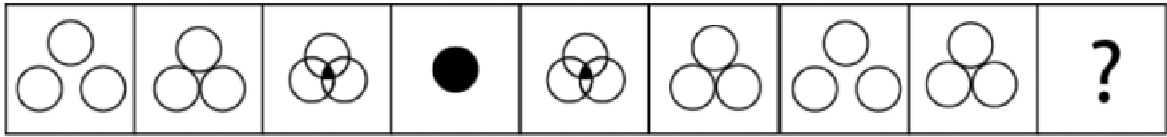







- A.
- B.
- C.
- D.
- E.

www.riolearning.com

63.

¿Cuál es la figura que falta?









- A.  B.  C.  D.  E. 

www.riolearning.com

64.

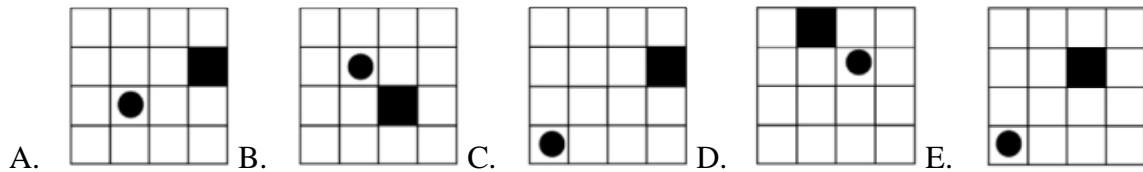
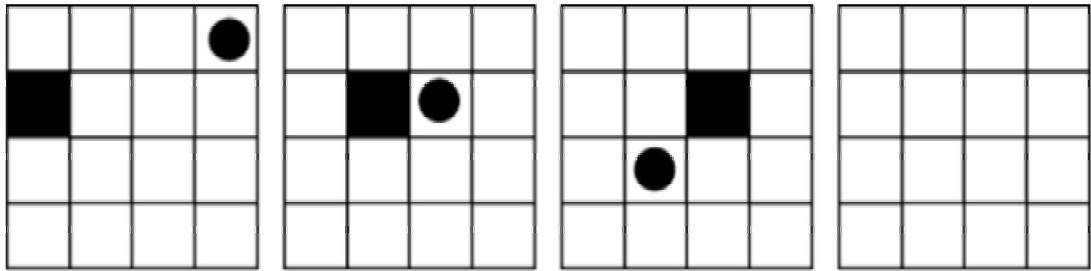
¿Cuál es la figura que falta?



- A.  B.  C.  D.  E. 

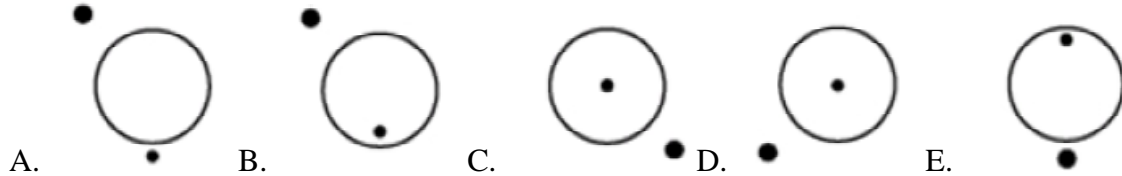
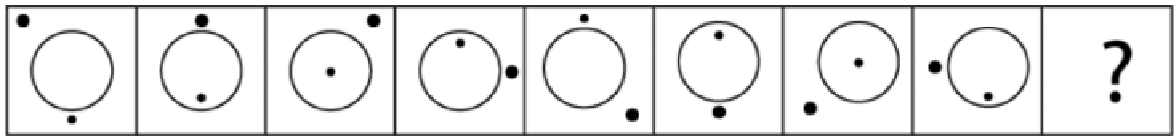
65.

¿Cuál es la figura que falta?



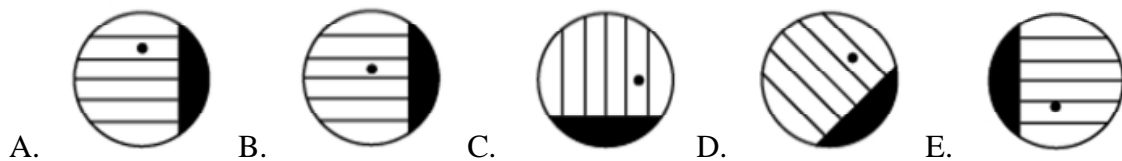
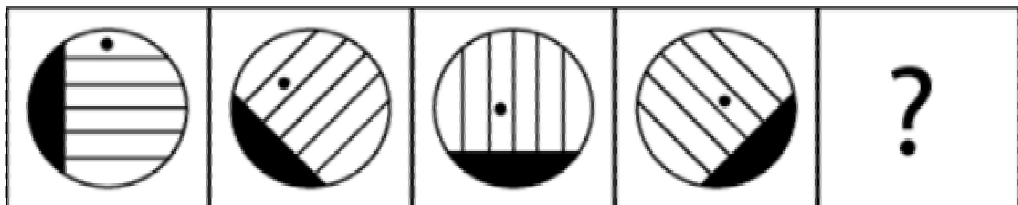
66.

¿Cuál es la figura que falta?



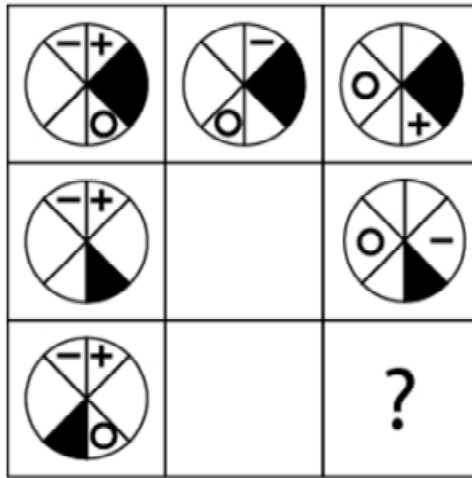
67.

¿Cuál es la figura que falta?



68.

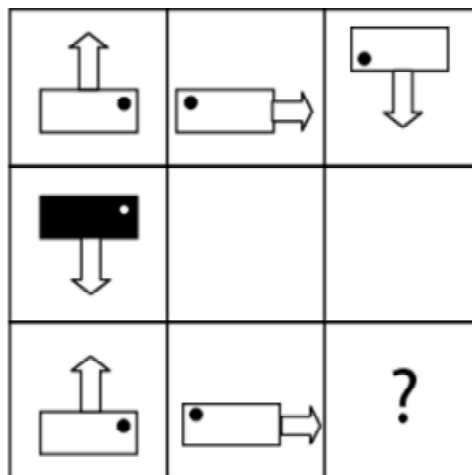
¿Cuál es la figura que falta?



- A.
- B.
- C.
- D.
- E.

69.

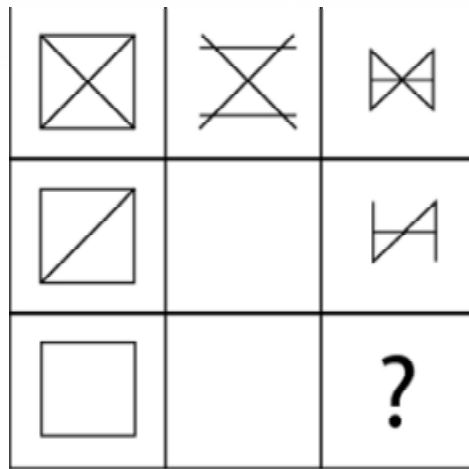
¿Cuál es la figura que falta?



- A.
- B.
- C.
- D.
- E.

70.

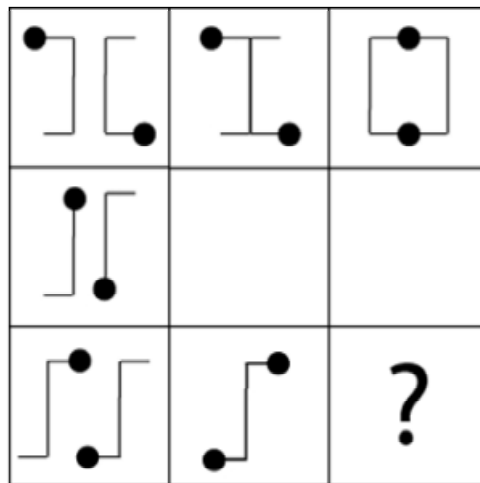
¿Cuál es la figura que falta?




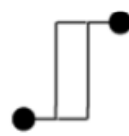



- A.  B.  C.  D.  E. 

71.

¿Cuál es la figura que falta?

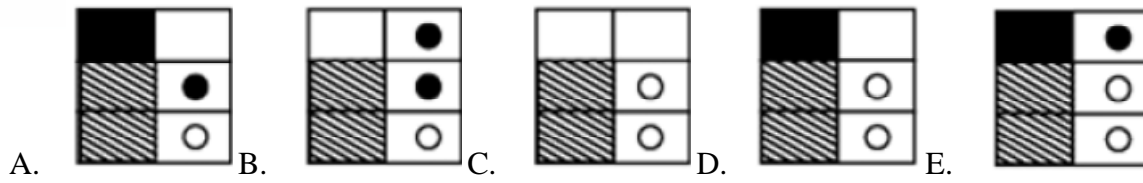
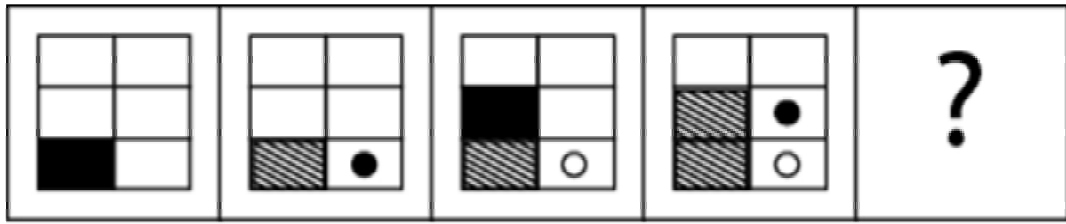


- A.  B.  C.  D.  E. 

www.riolearning.com

72.

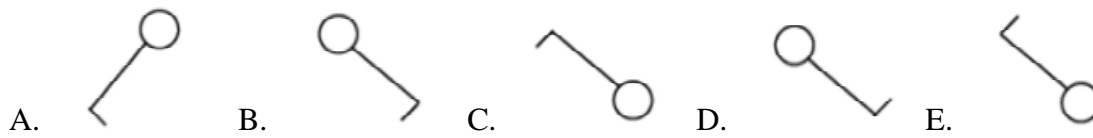

¿Cuál es la figura que falta?



www.riolearning.com

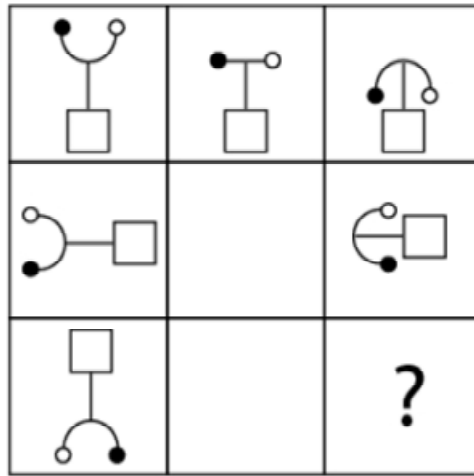
73.

¿Cuál es la figura que falta?



74.

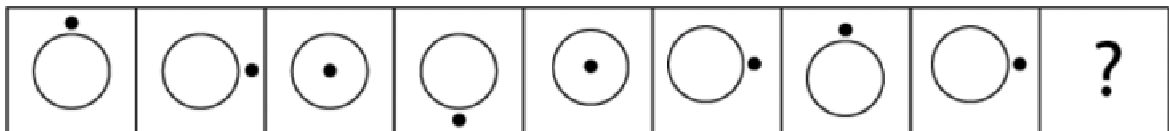
¿Cuál es la figura que falta?



- A.
- B.
- C.
- D.
- E.

75.

¿Cuál es la figura que falta?

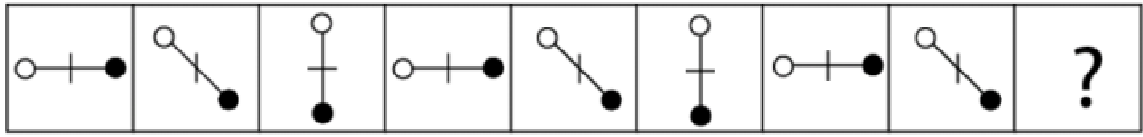





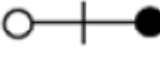

- A.
- B.
- C.
- D.
- E.

www.riolearning.com

76.

¿Cuál es la figura que falta?

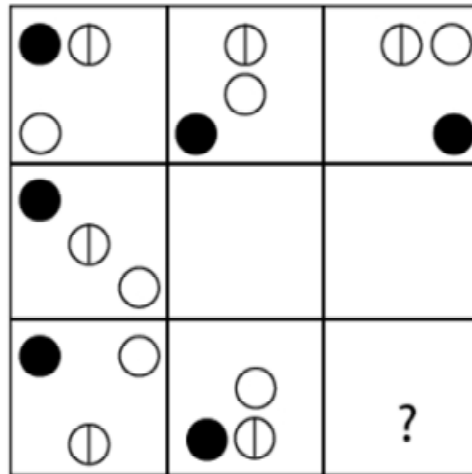


- A.  B.  C.  D.  E. 

www.riolearning.com

77.


¿Cuál es la figura que falta?



- A.  B.  C.  D.  E. 

78.

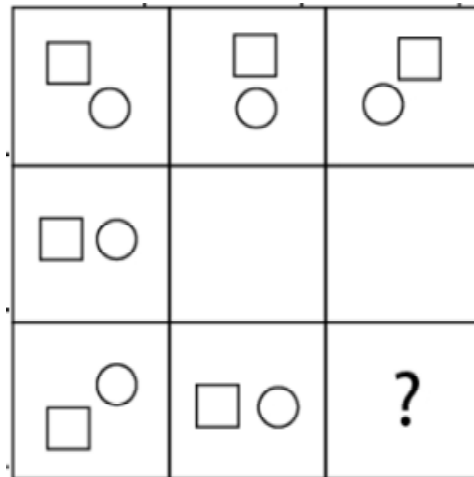
¿Cuál es la figura que falta?



- A.
- B.
- C.
- D.
- E.

79.

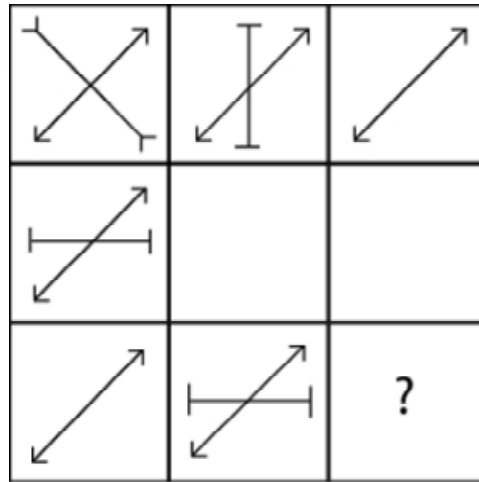
¿Cuál es la figura que falta?

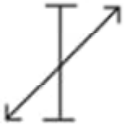

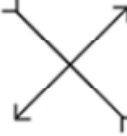
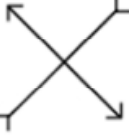



- A.
- B.
- C.
- D.
- E.

80.

¿Cuál es la figura que falta?








- A.  B.  C.  D.  E. 

81.


¿Cuál es la figura que falta?



- A.  B.  C.  D.  E. 

82.

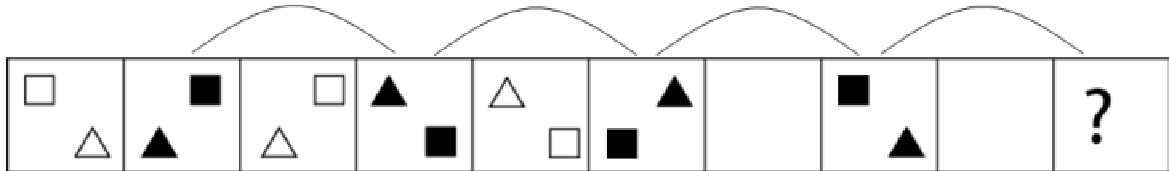
¿Cuál es la figura que falta?








- A.  B.  C.  D.  E. 

83.

¿Cuál es la figura que falta?




- A.  B.  C.  D.  E. 

www.riolearning.com

84.

¿Cuál es la figura que falta?



A.



B.



C.



D.



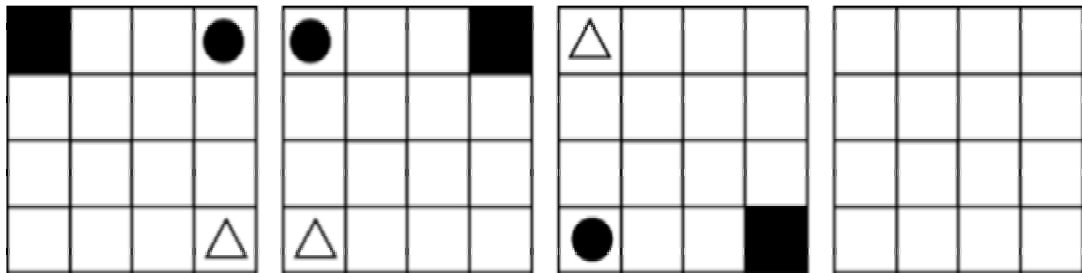
E.



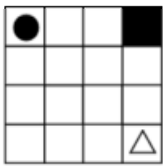
www.riolearning.com

85.

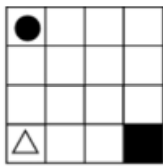
¿Cuál es la figura que falta?



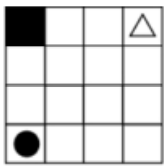
A.



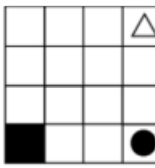
B.



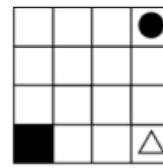
C.



D.

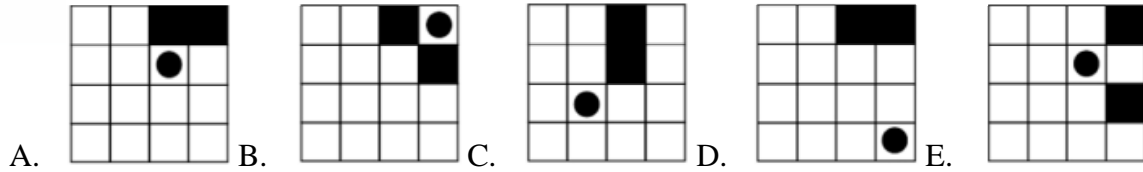
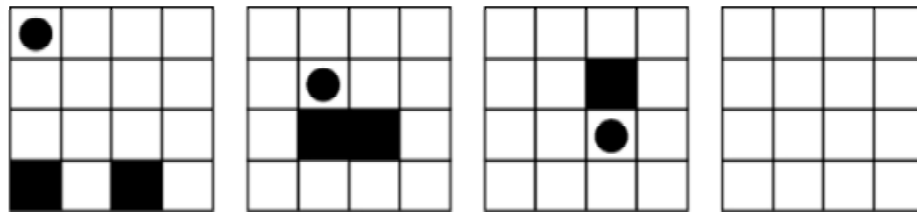


E.



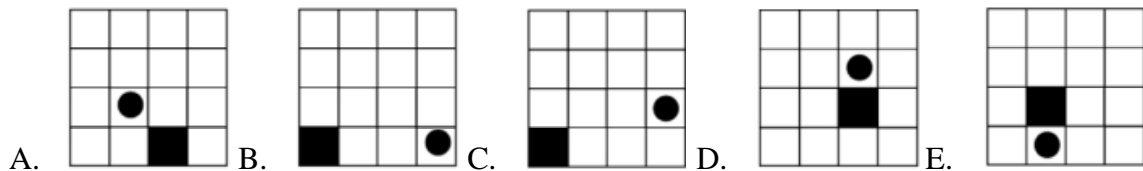
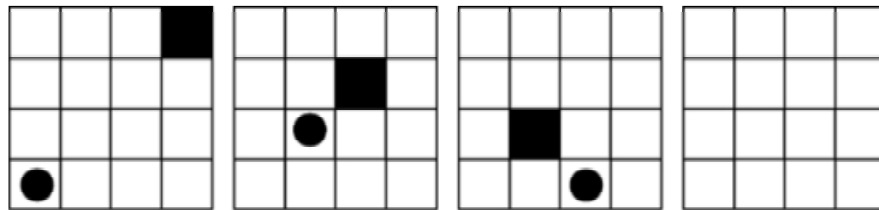
86.

¿Cuál es la figura que falta?



87.

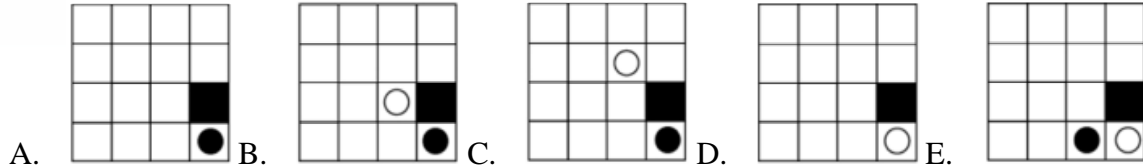
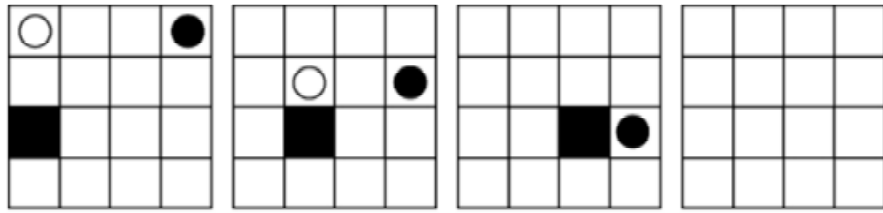
¿Cuál es la figura que falta?



www.riolearning.com

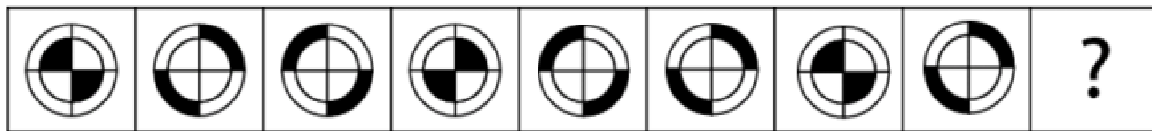
88.

¿Cuál es la figura que falta?



89.


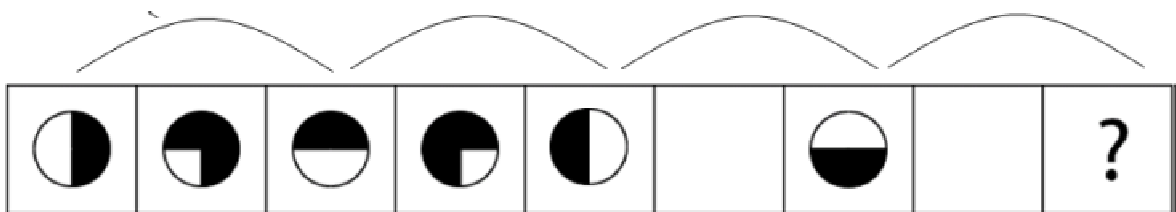
¿Cuál es la figura que falta?



www.riolearning.com

90.


¿Cuál es la figura que falta?








www.riolearning.com

91.

¿Cuál es la figura que falta?









- A.  B.  C.  D.  E. 

www.riolearning.com

92.


¿Cuál es la figura que falta?








- A.  B.  C.  D.  E. 

93.

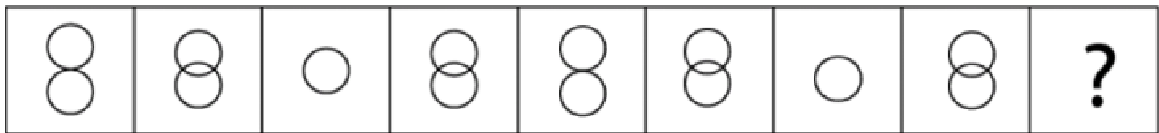
¿Cuál es la figura que falta?








- A.  B.  C.  D.  E. 

94.

¿Cuál es la figura que falta?




- A.  B.  C.  D.  E. 

www.riolearning.com

95.

¿Cuál es la figura que falta?

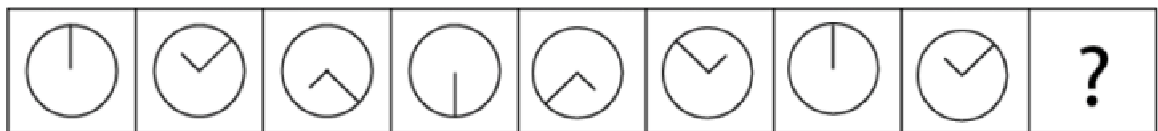


- A.
- B.
- C.
- D.
- E.

www.riolearning.com

96.

¿Cuál es la figura que falta?

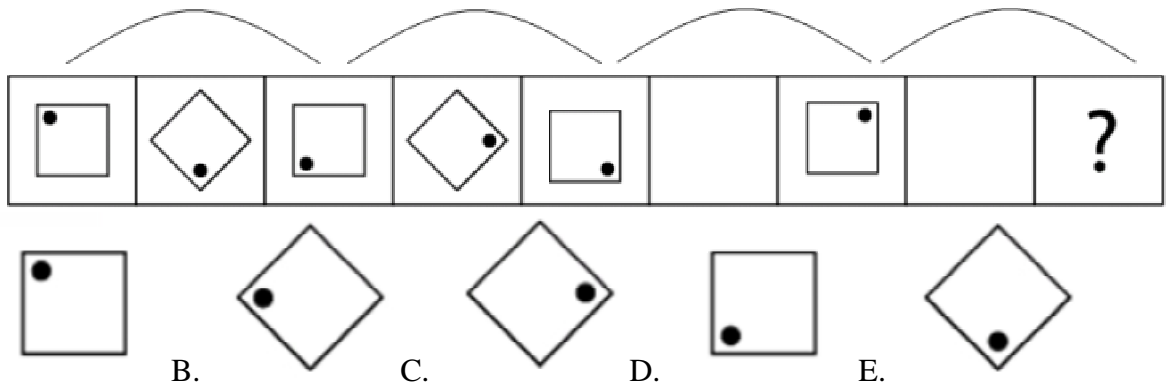


- A.
- B.
- C.
- D.
- E.

www.riolearning.com

97.

¿Cuál es la figura que falta?

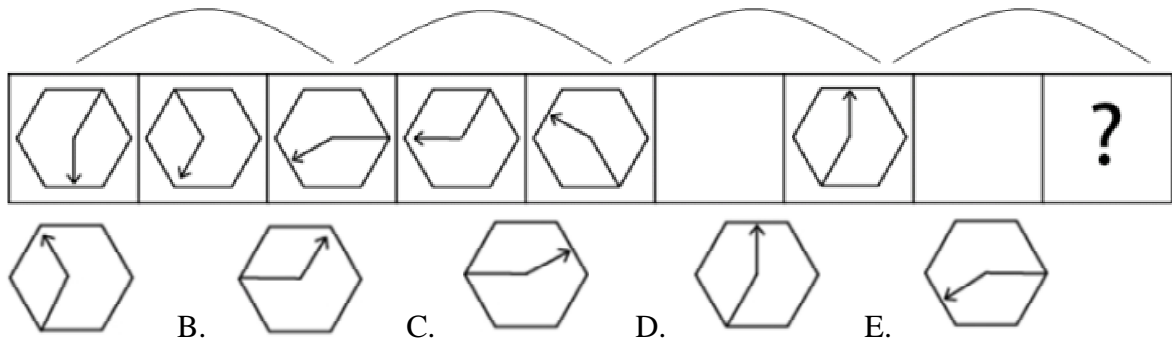


A sequence of 10 boxes. The first five boxes contain a square with a dot in the top-left corner, a diamond with a dot in the bottom-right corner, a square with a dot in the bottom-left corner, a diamond with a dot in the top-right corner, and a square with a dot in the bottom-right corner. The sixth box is empty. The seventh box contains a square with a dot in the top-right corner. The eighth box is empty. The ninth box contains a question mark. Below the sequence are five options: A. Square with dot in top-left; B. Diamond with dot in bottom-left; C. Diamond with dot in top-right; D. Square with dot in bottom-left; E. Diamond with dot in bottom-right.

www.riolearning.com

98.

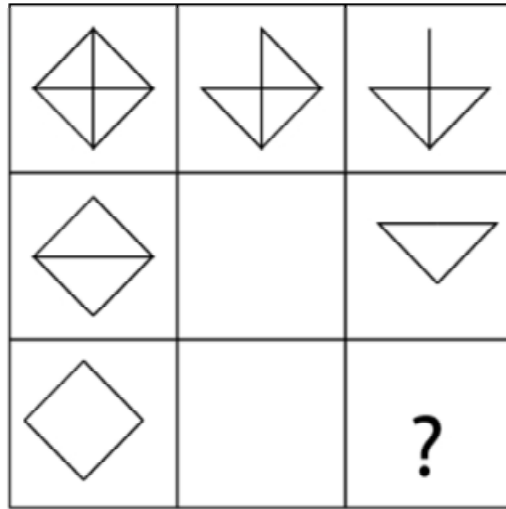
¿Cuál es la figura que falta?


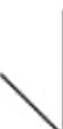





A sequence of 10 boxes. The first five boxes contain a hexagon with an arrow pointing down, a hexagon with an arrow pointing down-left, a hexagon with an arrow pointing left, a hexagon with an arrow pointing left-up, and a hexagon with an arrow pointing up-left. The sixth box is empty. The seventh box contains a hexagon with an arrow pointing up. The eighth box is empty. The ninth box contains a question mark. Below the sequence are five options: A. Hexagon with arrow pointing up-left; B. Hexagon with arrow pointing up-right; C. Hexagon with arrow pointing right; D. Hexagon with arrow pointing up; E. Hexagon with arrow pointing down-left.

99.

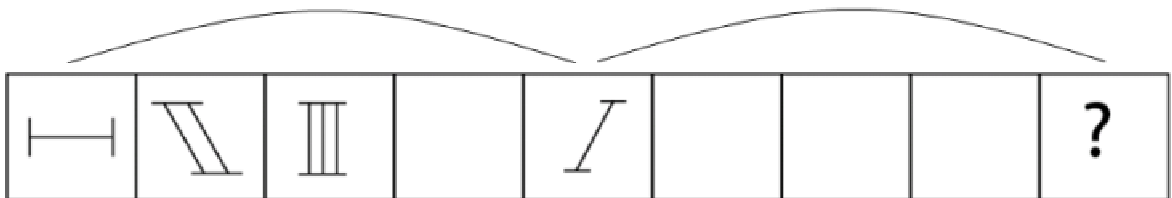
¿Cuál es la figura que falta?








- A.  B.  C.  D.  E. 

100.

¿Cuál es la figura que falta?



- A.  B.  C.  D.  E. 

ACCESO A LA EDUCACIÓN SUPERIOR TAE100_001

Answer Section

MULTIPLE CHOICE



1. ANS: B PTS: 1
2. ANS: B PTS: 1
3. ANS: A PTS: 1
4. ANS: B PTS: 1
5. ANS: A PTS: 1
6. ANS: D PTS: 1
7. ANS: B PTS: 1
8. ANS: D PTS: 1
9. ANS: C PTS: 1
10. ANS: A PTS: 1
11. ANS: E PTS: 1
12. ANS: A PTS: 1
13. ANS: D PTS: 1
14. ANS: D PTS: 1
15. ANS: B PTS: 1
16. ANS: B PTS: 1
17. ANS: D PTS: 1
18. ANS: B PTS: 1
19. ANS: D PTS: 1
20. ANS: A PTS: 1
21. ANS: D PTS: 1
22. ANS: B PTS: 1
23. ANS: D PTS: 1
24. ANS: E PTS: 1
25. ANS: D PTS: 1
26. ANS: C PTS: 1
27. ANS: E PTS: 1
28. ANS: D PTS: 1
29. ANS: D PTS: 1
30. ANS: E PTS: 1
31. ANS: E PTS: 1
32. ANS: C PTS: 1
33. ANS: B PTS: 1
34. ANS: D PTS: 1
35. ANS: A PTS: 1
36. ANS: A PTS: 1
37. ANS: D PTS: 1
38. ANS: D PTS: 1
39. ANS: C PTS: 1
40. ANS: C PTS: 1

| | | |
|-----|--------|--------|
| 41. | ANS: B | PTS: 1 |
| 42. | ANS: A | PTS: 1 |
| 43. | ANS: B | PTS: 1 |
| 44. | ANS: D | PTS: 1 |
| 45. | ANS: A | PTS: 1 |
| 46. | ANS: A | PTS: 1 |
| 47. | ANS: B | PTS: 1 |
| 48. | ANS: B | PTS: 1 |
| 49. | ANS: A | PTS: 1 |
| 50. | ANS: A | PTS: 1 |
| 51. | ANS: A | PTS: 1 |
| 52. | ANS: C | PTS: 1 |
| 53. | ANS: D | PTS: 1 |
| 54. | ANS: A | PTS: 1 |
| 55. | ANS: B | PTS: 1 |
| 56. | ANS: C | PTS: 1 |
| 57. | ANS: E | PTS: 1 |
| 58. | ANS: E | PTS: 1 |
| 59. | ANS: C | PTS: 1 |
| 60. | ANS: A | PTS: 1 |
| 61. | ANS: A | PTS: 1 |
| 62. | ANS: A | PTS: 1 |
| 63. | ANS: E | PTS: 1 |
| 64. | ANS: C | PTS: 1 |
| 65. | ANS: C | PTS: 1 |
| 66. | ANS: A | PTS: 1 |
| 67. | ANS: A | PTS: 1 |
| 68. | ANS: D | PTS: 1 |
| 69. | ANS: A | PTS: 1 |
| 70. | ANS: C | PTS: 1 |
| 71. | ANS: D | PTS: 1 |
| 72. | ANS: D | PTS: 1 |
| 73. | ANS: B | PTS: 1 |
| 74. | ANS: A | PTS: 1 |
| 75. | ANS: D | PTS: 1 |
| 76. | ANS: E | PTS: 1 |
| 77. | ANS: C | PTS: 1 |
| 78. | ANS: B | PTS: 1 |
| 79. | ANS: E | PTS: 1 |
| 80. | ANS: C | PTS: 1 |
| 81. | ANS: B | PTS: 1 |
| 82. | ANS: E | PTS: 1 |
| 83. | ANS: A | PTS: 1 |
| 84. | ANS: B | PTS: 1 |
| 85. | ANS: D | PTS: 1 |

- | | | |
|------|--------|--------|
| 86. | ANS: D | PTS: 1 |
| 87. | ANS: C | PTS: 1 |
| 88. | ANS: A | PTS: 1 |
| 89. | ANS: E | PTS: 1 |
| 90. | ANS: D | PTS: 1 |
| 91. | ANS: C | PTS: 1 |
| 92. | ANS: D | PTS: 1 |
| 93. | ANS: E | PTS: 1 |
| 94. | ANS: A | PTS: 1 |
| 95. | ANS: C | PTS: 1 |
| 96. | ANS: D | PTS: 1 |
| 97. | ANS: A | PTS: 1 |
| 98. | ANS: C | PTS: 1 |
| 99. | ANS: D | PTS: 1 |
| 100. | ANS: E | PTS: 1 |



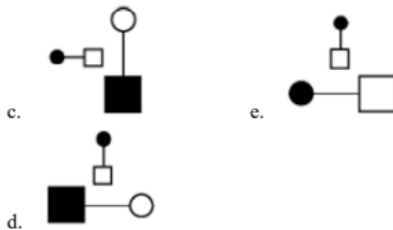
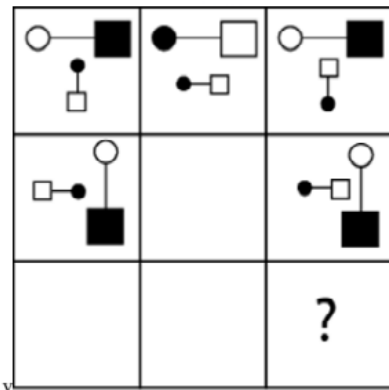
Anexo

TAE20_001_001 ID:A

Modelo de Examen de Acceso a la Educación Superior TAE20_001_001 ID: A

www.riolcarning.com

¿qué falta?



En la parte superior derecha del documento se muestra un código que indica el tipo de examen, número de preguntas y el ID del TEST (se cuenta con cuatro A, B, C, D)

Esta información te permitirá buscar el solucionario.

El solucionario lo puedes encontrar en nuestras redes sociales o en la página www.multimevi.com en la sección DESCARGAS

Aula virtual

www.riolcarning.com



Ejercicios Acceso a la Educación Superior tiene licencia [CC BY-NC 4.0](https://creativecommons.org/licenses/by-nc/4.0/) © 2 por EdFr@MeVi



Forma

Test Version

| | | | | | | | | | | |
|--|--|--|--|--|--|--|--|--|--|--|
| | | | | | | | | | | |
|--|--|--|--|--|--|--|--|--|--|--|

Nombre: _____

Asignatura: _____

Fecha: _____

A

B

C

D

0 0 0 0 0 0 0 0 0

1 1 1 1 1 1 1 1 1

2 2 2 2 2 2 2 2 2

3 3 3 3 3 3 3 3 3

4 4 4 4 4 4 4 4 4

5 5 5 5 5 5 5 5 5

6 6 6 6 6 6 6 6 6

7 7 7 7 7 7 7 7 7

8 8 8 8 8 8 8 8 8

9 9 9 9 9 9 9 9 9

Cédula - Código

Ejemplo

A B C D E

Calificación

| |
|--|
| |
|--|

- Utilice lápiz para marcar la respuesta.
- Marque un círculo completo
- Borre completamente el círculo para marcar una nueva respuesta

1 A B C D E

2 A B C D E

3 A B C D E

4 A B C D E

5 A B C D E

6 A B C D E

7 A B C D E

8 A B C D E

9 A B C D E

10 A B C D E

11 A B C D E

12 A B C D E

13 A B C D E

14 A B C D E

15 A B C D E

16 A B C D E

17 A B C D E

18 A B C D E

19 A B C D E

20 A B C D E

21 A B C D E

22 A B C D E

23 A B C D E

24 A B C D E

25 A B C D E

26 A B C D E

27 A B C D E

28 A B C D E

29 A B C D E

30 A B C D E

31 A B C D E

32 A B C D E

33 A B C D E

34 A B C D E

35 A B C D E

36 A B C D E

37 A B C D E

38 A B C D E

39 A B C D E

40 A B C D E

41 A B C D E

42 A B C D E

43 A B C D E

44 A B C D E

45 A B C D E

46 A B C D E

47 A B C D E

48 A B C D E

49 A B C D E

50 A B C D E

51 A B C D E

52 A B C D E

53 A B C D E

54 A B C D E

55 A B C D E

56 A B C D E

57 A B C D E

58 A B C D E

59 A B C D E

60 A B C D E

61 A B C D E

62 A B C D E

63 A B C D E

64 A B C D E

65 A B C D E

66 A B C D E

67 A B C D E

68 A B C D E

69 A B C D E

70 A B C D E

71 A B C D E

72 A B C D E

73 A B C D E

74 A B C D E

75 A B C D E

76 A B C D E

77 A B C D E

78 A B C D E

79 A B C D E

80 A B C D E

81 A B C D E

82 A B C D E

83 A B C D E

84 A B C D E

85 A B C D E

86 A B C D E

87 A B C D E

88 A B C D E

89 A B C D E

90 A B C D E

91 A B C D E

92 A B C D E

93 A B C D E

94 A B C D E

95 A B C D E

96 A B C D E

97 A B C D E

98 A B C D E

99 A B C D E

100 A B C D E



| ENLACE | DETALLE | QR |
|---|---|---|
| http://www.multimevi.com/ | Página web MULTIMEVI, donde encontrarás noticias y recursos |  |
| https://t.me/+Klr3YaM42_ZhZTIx | Grupo de apoyo en TELEGRAM |  |
| https://chat.whatsapp.com/IQuCCcZjtLjIkLfgzXo68Y | <u>GRUPO DE WHATSAPP</u> |  |
| https://whatsapp.com/channel/0029VaBB2zQHwXb5Vhn9Yw1W | Canal de noticias WhatsApp |  |
| https://www.facebook.com/multimevi.ec/ | Perfil de facebook |  |
| https://www.facebook.com/groups/multimevi | Grupo FULL Rectivos |  |
| https://www.tiktok.com/@multimevi | Canal de TIK TOK |  |
| https://www.instagram.com/multimevi.ec/ | Canal de Instagram |  |
| https://twitter.com/multimevi | Red X |  |



Modelo I

Plataforma MOODLE

 www.riolearning.com

Página Web



www.multimevi.com

Redes Sociales



Procesos



ACCESO a la Educación Superior
SENESCYT

QUIERO SER MAESTRO
Ministerio de Educación